

LAMINEX® WALL PANEL SOLUTIONS



Laminex®
Inspire your space





Laminex® Wall Panel Solutions allow you to design inspiring spaces with great ease. Create flow and unity in your interiors with wall panels that match and complement the joinery. Laminex has mounting solutions that make installation a breeze, so if you want wall-to-wall style with a minimum of fuss, look to Laminex for a complete solution. With over 200 inspiring decors and finishes, plus the exclusive Button-Fix system, there's a Laminex wall panel solution for every need.

WARRANTIED SYSTEM ■ WIDE RANGE OF APPLICATIONS ■ EXTENSIVE RANGE OF DECORS & FINISHES



Cover: The Laminex Timber Veneer used in the hero image was custom-made for the project, The Plenary, MCEC. To achieve a similar look try Laminex Finished Design Timber Veneer Panels in **Blackbutt Wave** or **Spotted Gum Wave**. Please note: Button-Fix was not used in this installation. Above: Wall Panels in Laminex Impressions **Seasoned Oak**, **Natural Zebrano** and **Tawny Linewood Nuance**. Minotaur Mining by Studio Tonic. Opposite page: Wall panels in Laminex Metaline **Autumn Perle**. Location: Northern Community Mental Health Centre, South Australia.

THE BUTTON-FIX CONCEPT

Introducing Button-Fix, a faster, more accurate, simpler and more cost effective way to install a huge selection of Laminex wall panels. Exclusive to Laminex, Button-Fix is multi-configurable, invisibly supports panels between 10 and 25mm and allows for easy vertical or sideways assembly.

1 THE BUTTONS

Easily mount to your frame or decorative panel with countersunk or Euro screws. Both buttons are interchangeable with both fix types. The buttons can be used with different screw types. Choose the one that works best with your panel design.

2 TYPE 1 FIX

The Type 1 Fix connects parallel panels, engaging with a vertical or sideways sliding action. It can be surface-mounted or rebated into the panel and is ideal for applications where strength and security are paramount.

3 TYPE 2 FIX

The Type 2 Fix connects panels at 90°, with a simple push/pull fit. It is ideal for applications where the emphasis is more on ease of fit and less on strength.

4 MARKER ACCESSORIES

Once part of the Button-fix set is in place, the Marker accessories help you to correctly align the mating component without measurement. Markers are available for both Type 1 and Type 2 Button-fix sets.

5 ROUTER JIG

To help when rebating the Type 1 Fix, the Button-fix range includes a durable router jig.

6 SECURITY CORD ACCESSORY

Another practical Button-fix accessory is a Security cord for use on push-fit panels in hazardous applications. For use with Type 2 Fixes.



1



2



2




3



4



5



6



TIME-SAVING SOLUTIONS

Laminex Wall Panel Solutions, not only inspire your space, they can also save you time and money. Combining Laminex panels with our exclusive Button-fix system simplifies the installation process by removing the need for split batons, thereby reducing time on site and reducing costs.

SPECIFYING SIMPLIFIED

With our new Laminex Wall Panel Solutions, it's easier than ever for specifiers to fit a durable and decorative solution to the space. Specifying Laminex panel products into protective walling, partitions and demountable walls is now a simple, highly attractive option for a huge range of commercial projects, from airport terminals and bus shelters to hospital corridors and hotel lobbies.

VERSATILE STYLE

When you combine Laminex wall panels with Button-fix, almost anything's possible. Imagine the spaces you could create with removable and repositionable panels, flush and ventilated mounting, and 90 degree corners. The Button-fix system can create hidden access panels and hinged doors. The range of panels can meet various Green-Tag requirements and BCA fire classes.












SIMPLY INSPIRING

The uses for Laminex Wall Panel Solutions are as broad as your imagination. With a range of panels and decors including Metaline, Aquapanel, Magnetic Whiteboard Panels and even textured wood grain and high gloss options, there's a solution for almost any space. Be it an opera theatre or shopping mall, if you're after inspiration, look no further.

Top left: Panels in Laminex Designed Timber Veneer **Chalked Oak**, Sandblasted Finish. Middle left: Curved wall panel in Laminex Metaline **Smoked Silver Perle**. Location: Northern Community Mental Health Centre, South Australia. Left: Feature Wall in Laminex Freestyle **Kosciusko (12mm)**.

Note: Warranty excludes use of Laminex Wall Panel Solutions Button-Fix with panels other than the recommended Laminex Decorative Panels, as the Laminex Wall lining system has been tested as a system incorporating appropriate Laminex Decorative panels. The images in this brochure are indicative of decorative outcomes possible. They may not have been mounted using Button-Fix.

LAMINEX WALL PANEL SOLUTIONS MATRIX

SYSTEM NUMBER AND DESCRIPTION	KEY POINTS (ICONS)	DESCRIPTION	SUBSTRATE	FINISH
FOR USE WITH BUTTON FIX				
LWP1 - 10mm Compact Laminate		High Impact resistance, easy to clean and anti-microbial. Thin sheet suitable for busy public areas subject to abuse such as corridors, bathrooms and hospitality back of house.	10mm Multipurpose Compact	Natural
LWP2 - 10mm Compact Laminate		High Impact resistance and anti microbial.	10mm Multipurpose Gloss Compact	Gloss
LWP3 - 13mm Compact Laminate		High Impact resistance, easy to clean and anti-microbial. 13mm sheet, suitable for busy public areas subject to abuse such as corridors, bathrooms and hospitality back of house.	13mm Multipurpose Compact	Natural
LWP4 - 16mm Lamiwood	GP	Ideal for commercial environments where a huge range of decorative options and a hard wearing surface are desirable	16mm Lamiwood MR EO MDF	Natural/Flint
LWP5 - 16mm Lamiwood Impressions	GP	Stylish textured surface ideal as a decorative partition or wall lining	16mm Impressions MR EO MDF	Specify Riven or Nuance
LWP6 - 18-20mm DiamondGloss Panels	GP 	Excellent scuff and stain resistance with a glossy finish. Ideal for public areas where a lustrous look and/or writable wall is required	DiamondGloss laminate, bonded to 16mm or 18mm EO MR MDF. Supplied pre-edged single or double-sided	Gloss
LWP7 - 16mm FDTV Panels	GP	Classical timber grain style, a durable surface can be matched with cabinetry	16mm Prefinished Laminated Timber Veneer on 16mm EO MR MDF	Textured
LWP8 - 18mm (nominal) Magnetic Whiteboard	 	Great for boardrooms, staff canteens and office space, being both writable and magnetic: turn your entire wall into a space for brainstorming and organising. Panels can be clipped on/off without damaging walls	Magnetic Whiteboard laminate bonded to 16mm EO MR MDF. Supplied pre-edged with a balanced back	Gloss
LWP9 - 12mm Hoop Ply	GP	High quality aesthetic appearance	12mm AC Hoop Interior Plywood	NA
LWP10 - 12mm Triboard Pinnable		Perfect for office cubicles and demountable walls	12mm Pinboard	Raw
LWP11 - 18mm (nominal) Magnetic Blackboard	 	Magnetic matt black chalkboard-like surface, ideal for chalkboard pens or chalk to express your individuality.	Blackboard laminate bonded to 16mm EO MR MDF. Supplied pre-edged with a balanced back	Matt
LWP12 - 16mm Silk Finish	GP	Ideal for environments where a lustrous gloss finish is desirable	16mm Silk finish EO MR MDF	Gloss
LWP15 - 17mm (nominal) Innovations	GP	Create extraordinary spaces with a range of decorative metallics, silky leather, abstract designs or brushed finishes.	Innovations laminate, bonded to 16mm EO MR MDF and self edged with a balanced back	Various
FOR USE WITH ADHESIVES				
LWP13 - 4mm Metaline	GP 	Glossy, fire retardant surface with a premium look. Ideal for use in Group 2 fire rated areas	4mm Metaline	Gloss
LWP14 - 2.7mm Skinny Compact		Cost effective thin compact laminate option for areas subject to high wear and frequent cleaning. Panels are easily installed and available in 4 finishes	2.7mm Aquapanel	Gloss, Glaze, Ripple, Mosaic and Large Tile

Note: 7 year limited warranty excludes use of Laminex Wall Panel Solutions Button-Fix with panels other than the recommended Laminex Decorative Panels, as the Laminex Wall lining system has been tested against fabrication guides and technical data sheets for Aquapanel and Metaline at laminex.com.au. Refer to the Button-Fix Technical & Fabrication Guide for fixing and instructions. The Laminex Wall Panel Solution is only



MAGNETIC



WRITABLE WALL



GENERAL PURPOSE WEAR



PINNABLE BOARD




IMPACT

BCA FIRE CLASS	DÉCOR OPTIONS	SHEET DIMENSIONS MM	APPLICATIONS	MAXIMUM BATTEN SPACING	EDGING
3	25+	3600x1800	Airports, universities, train stations, retail centres, hospitals, schools, hospitality, prisons	450mm	N/A
3	1	2400x1200	Transit lounges, schools, retail, hospitality, universities	450mm	N/A
3	25+	3600x1800	Airports, universities, train stations, retail centres, hospitals, schools, hospitality, prisons	450mm	N/A
3	150+	2400x1200	Offices, schools, retail, restaurants, reception areas	600mm	21x1 and 22x2 ABS
3	70+	2400x1200	Offices, schools, retail, restaurants, reception areas	600mm	21x1 and 22x2 ABS
3	10+	3600x1200	Showrooms, childcare centres, schools, offices, reception areas, cafes	600mm	21x1 ABS (CrystalGloss)
3	15+	2400x1200 all decors. 2700x1200 and 3000x1200 selected decors on request	Offices, theatres, boutiques, cafes, retail, hospitality, residential, commercial, reception areas	600mm	22x1x50m ABS/ Finished veneer offer
3	White	2700x1200	Offices, canteens, meeting rooms	600mm	Pre edged with ABS 21x1
3	Raw	2440x1220	Offices, schools, retail, restaurants, reception areas	600mm	N/A
3	Raw	2450x1800	Offices, canteens, meeting rooms, training rooms, class rooms	600mm	N/A
3	Black	2700x1200	Hospitality, education, offices	600mm	Pre edged with black ABS edging 21x1
3	20+	2400x1200	Offices, retail, restaurants, reception areas	600mm	21x1 and 22x2 ABS
3	50+	2400x1200	Offices, retail, restaurants, reception areas	600mm	Self edged
2	20+	3600x800, 3600x1500	Reception areas, lift linings, canteens, offices, café menu boards	NA	N/A
3	10+	2400x1200	Hospitals, health centres, vet surgeries, public bathrooms, meat and deli counters	NA	NA

as a system incorporating appropriate Laminex Decorative panels. For wall lining with Laminex Panels that aren't part of this matrix, refer to your Laminex representative for fabrication guidelines. Refer to our warranty document, which is only warranted when installed as per the Button-Fix Technical & Fabrication Guide, available at laminex.com.au.



Laminex®
Inspire your space

For more inspiration join us online at Facebook 

For a sample call 1800 002 204. For more information visit laminex.com.au or call 132 136.

Laminex Wall Panels are manufactured (selected products and decors), marketed and distributed by Laminex Group Pty Limited ABN 98 004 093 092, trading as Laminex. Button-Fix is marketed and distributed by Laminex Group Pty Limited ABN 98 004 093 092, trading as Laminex. The colours and finishes of the products featured within the imagery in this brochure are as close to Laminex Wall Panels as photographic lighting and our printing processes allow. Different camera angles, although not designed to be misleading, can sometimes distort actual size and distances. Laminex Wall Panels are no different than any other material in that darker colours will always show scratches and superficial wear and tear more readily than lighter colours. Laminex Wall Panels should be protected from strong, direct sunlight as continuous exposure may cause discolouration or fading to the surface. Please obtain a copy of the terms and conditions of the Laminex Wall Panels 7 year limited warranty from laminex.com.au. This warranty is in addition to any rights that may exist under the Australian Consumer Law. Laminex®, Lamiwood®, Impressions™, DiamondGloss®, Triboard™, Silk Finish™, Metaline®, Innovations®