

NOVER

ARPA HPL COLLECTION





*The
brilliance
& detail
of Arpa.*

Explore our new range...

*To assist, inspire new and innovative ways
to incorporate design into future projects.*

The newly arrived high pressure laminates by Arpa Industriale have all the style of a made in Italy product. They combine excellent aesthetic quality with properties and virtues of interest to those who conceive or create interior design. Arpa's decorative high pressure laminate is a material that is both easy to work with and extremely strong: resistant to scratches, impact, abrasion, chemical substances, and heat. These characteristics make it ideal for a wide range of applications.

Our Arpa decorative high pressure laminate range comes complete with matching 1mm ABS in all colours to cater for an increasing demand for square look tops.

The entire range is post-form grade with an optimal sheet size of 3660 x 1600.



Arpa.

Modern Italian elegance offers a touch of style.

Since 1954 Arpa Industriale has been designing and manufacturing panels with high quality HPL technology for the most diverse applications: from architecture to interior design, from healthcare to shipyards, from transport to hospitality, from retail to kitchens.

It offers a vast range of choices of products, extremely varied in both structure and appearance. Arpa HPL are produced at the 150,000 sqm plant in Bra, Piedmont, with all the expression of lively and original creativity that the “made in Italy” label stands for.

The 60 years of investment in research & technology and staff training have enabled Arpa to gain a leading position on the international markets and a reputation for great reliability: it is an industrial firm that stands out for the expertise of staff, the quality and variety of what it offers, its manufacturing flexibility and its range of services.

The Arpa offer by Nover is 0.8mm post-form grade high pressure laminate with matching ABS edging.

Talk to your account manager or local branch for samples.





*Tactility at
first sight, elegance
at first touch.*



1



2



3



4




5

Kér

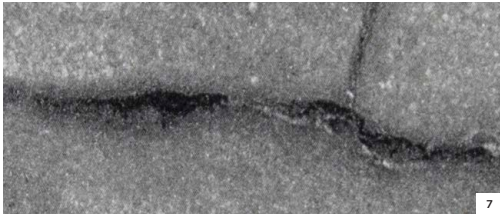
Interpreted through twelve exclusive decors with stylish patterns inspired by elegant textured abstractions.

- 1 - 3443 Grey Swing
- 2 - 3444 Cream Swing
- 3 - 3447 Light Pulpis
- 4 - 3445 Grey Pulpis
- 5 - 3446 Dark Pulpis


Laminate sheet size:
 3660mm x 1600mm
 3660mm x 800mm
 ABS edging: 43mm x 1mm
 (sold by the metre)



6



7



8



9



10

Kér

6 - 3346 Marmo Canova

7 - 3448 Grey Yule

8 - 3449 White Yule

9 - 3450 Brown Yule


10 - 3451 White Kandia

Laminate sheet size:

3660mm x 1600mm

3660mm x 800mm

ABS edging: 43mm x 1mm
(sold by the metre)



Kér

11 - 3452 Black Kandia

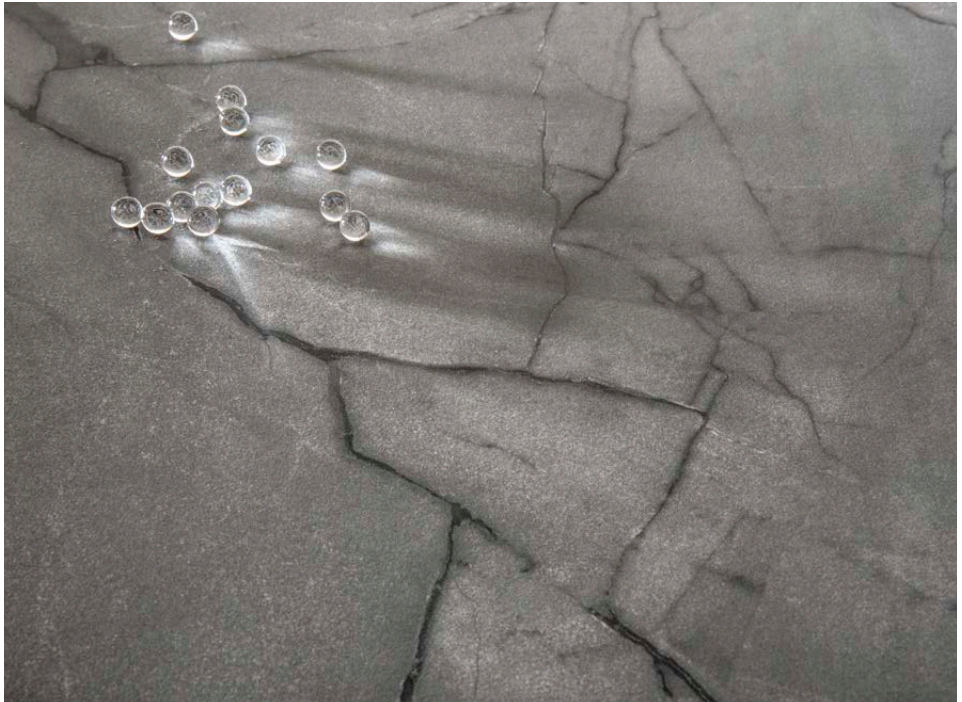
12 - 3453 Marmo Afyon

Laminate sheet size:



3660mm x 1600mm

3660mm x 800mm

ABS edging: 43mm x 1mm
(sold by the metre)



Disclaimer - All ARPA colours shown are representations and for illustration purpose only. Actual colours and designs may vary or look different in a larger size. If colour and/or design match is critical please speak to your local account manager about viewing a sample.



Alevé

A finish designed to highlight the tactile surface of wood.

1 - 4605 Ciliegio Avola Chiaro

2 - 4617 Noce Carya Light


3 - 4616 Noce Carya Dark

Laminate sheet size:

3660mm x 1600mm

3660mm x 800mm

ABS edging: 43mm x 1mm
(sold by the metre)



Disclaimer - All ARPA colours shown are representations and for illustration purpose only. Actual colours and designs may vary or look different in a larger size. If colour and/or design match is critical please speak to your local account manager about viewing a sample.



Urban

A rough surface, nice to touch, that enhances the decor by reproducing the geometries of stones.

3413 Voyage Silver

Laminate sheet size:


3660mm x 1600mm

3660mm x 800mm

ABS edging: 43mm x 1mm
(sold by the metre)



Disclaimer - All ARPA colours shown are representations and for illustration purpose only. Actual colours and designs may vary or look different in a larger size. If colour and/or design match is critical please speak to your local account manager about viewing a sample.



Losa

The finish is a tribute to the tactile quality of slate stone with a three-dimensional effect of great impact.

3420 Calypso

Laminate sheet size:


3660mm x 1600mm

3660mm x 800mm

ABS edging: 43mm x 1mm
(sold by the metre)



Disclaimer - All ARPA colours shown are representations and for illustration purpose only. Actual colours and designs may vary or look different in a larger size. If colour and/or design match is critical please speak to your local account manager about viewing a sample.



Mika

*The brilliance of detail.
Discover the natural refinement
of the Mika finish.*

3416 Drop

Laminate sheet size:

3660mm x 1600mm

3660mm x 800mm

ABS edging: 43mm x 1mm
(sold by the metre)



Disclaimer - All ARPA colours shown are representations and for illustration purpose only. Actual colours and designs may vary or look different in a larger size. If colour and/or design match is critical please speak to your local account manager about viewing a sample.

NOVER

NOVER & CO PTY LIMITED

ABN 15 001 706 038

19 WONDERLAND DRIVE,
EASTERN CREEK NSW 2766

LOCKED BAG 90,
WETHERILL PARK BUSINESS CENTRE NSW 1851

1300 668 371

info@nover.com.au

www.nover.com.au