


10 DAYS  
FROM ORDER



**EXPRESSFIT**  
Short Lead Times



2 HOUR  
QUOTES  
GUARANTEED



Installation-ready feature linings despatched in just 10 working days or less.






# The Concept



- ✓ Choose a range:
  - ▶ Panels and drop in tiles - solid, slotted or perforated
  - ▶ Beams for ceilings, walls and screens
  - ▶ Slats - slatted drop in tiles for ceilings
- ✓ Choose a finish and profile
- ✓ Your order is despatched to site in 10 working days or less







# DIT Drop-in tiles for ceilings

## Key Features

- ✓ Can use any grid which has a capacity to support 15kg/m<sup>2</sup>
- ✓ A highly economical and versatile means of transforming any space
- ✓ Ideal option to achieve a fully accessible ceiling
- ✓ Available in standard sizes and a range of durable concept veneer finishes

From \$57/m<sup>2</sup>

## Options

Acoustic backing (perforated and slotted tiles only) - Black Integrated Acoustic Textile (IAT FR)

Fire Group  or  to BCA Spec C1.10 clause 4

Tile size 1200 x 600

## Finishes

*Colours shown are a guide only. Actual colours will vary from panel to panel.*



Hoop Pine Lined SF



Hoop Pine Classic



Fusion Maple SF



Euro Beech SF



Tasmanian Oak SF



Blackbutt SF



Spotted Gum SF



Smooth Mahogany SF




Cracked Cherry SF



White 1100 SF


## Styles




Smooth 1200 x 600  
Non-Acoustic



Two Stripe 1200 x 600  
15% open area



Stripe 1200 x 600  
17% open area



Dots-SP1 1200 x 600  
12.6% open area

# Panels

For walls & ceilings

## Key Features


- ✓ Solid or perforated
- ✓ Economical feature linings
- ✓ Excellent acoustic treatment
- ✓ Includes standard fixing system
- ✓ Available in standard sizes and a range of durable concept veneer finishes

From \$66/m<sup>2</sup>

## Options

Acoustic backing (perforated panels only) - Black Integrated Acoustic Textile (IAT FR)

Fire Group to BCA Spec C1.10 clause 4.



1 Available in 9mm with SW 600 fixing system.

Panel size 2400 x 1200

## Finishes

Colours shown are a guide only. Actual colours will vary from panel to panel.



Hoop Pine Limed SF



Hoop Pine Classic



Fusion Maple SF



Euro Beech SF



Tasmanian Oak SF



Blackbutt SF




Spotted Gum SF



Smooth Mahogany SF




Cracked Cherry SF



White 1100 SF


## Styles




Smooth 1200 x 600  
Non-Acoustic



Two Stripe 1200 x 600  
15% open area



Stripe 1200 x 600  
17% open area



Dots-SP1 1200 x 600  
12.6% open area





# Beams

Ceilings, walls & screens

## Key Features

- ✓ Perfect solution for chunky decorative beams for ceilings, walls or screens
- ✓ Ideal where working with heavy materials poses logistic and/or structural problems
- ✓ Exceptionally easy and clean to cut and join onsite
- ✓ Acoustic ceilings will absorb up to 85% of incident sound
- ✓ Includes standard fitting systems

From \$46/Lm




# Options for Beams



Fire Group  to BCA Spec C1.10 clause 4

## Finishes

*Colours shown are a guide only. Actual colours will vary from panel to panel.*



White 2000 SL



Rustic White SL



Light Tas Oak SL



Rustic Oak SL



Rustic Black SL

## Sizes


Four-sided beams for screens:

195 x 50 x 2775 long

Open-topped beams for fixing to walls or ceilings:

145 x 50 x 2775

195 x 50 x 2775








# Slats

Drop in tiles for ceilings

## Key Features

- ✓ Can use any grid which has a capacity to support  $15\text{kg/m}^2$
- ✓ A highly economical and versatile means of transforming any space
- ✓ Ideal option to achieve a fully accessible slatted ceiling
- ✓ Available in standard sizes and a range of durable concept veneer finishes
- ✓ 25mm end to end joints

From \$171/m<sup>2</sup>





# Options for Slats



Acoustic backing - Black Integrated Acoustic Textile (IAT FR)

Fire Group  or  to BCA Spec C1.10 clause 4

Tile size 1200 x 600

## Finishes

*Colours shown are a guide only. Actual colours will vary from panel to panel.*



Hoop Pine Lined SF



Hoop Pine Classic



Fusion Maple SF



Euro Beech SF



Tasmanian Oak SF



Blackbutt SF




Spotted Gum SF



Smooth Mahogany SF



Cracked Cherry SF

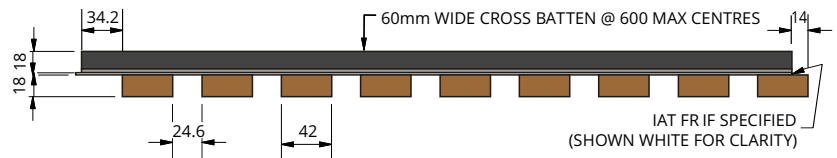


White 1100 SF

## Profiles

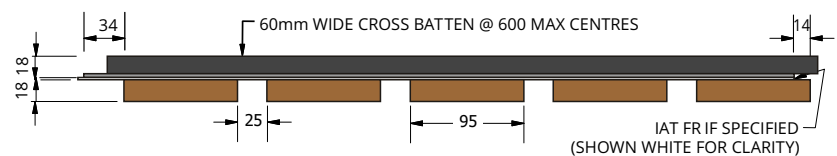
### Slat 1

Open area 37%  
Typical weight 11kg/m<sup>2</sup>




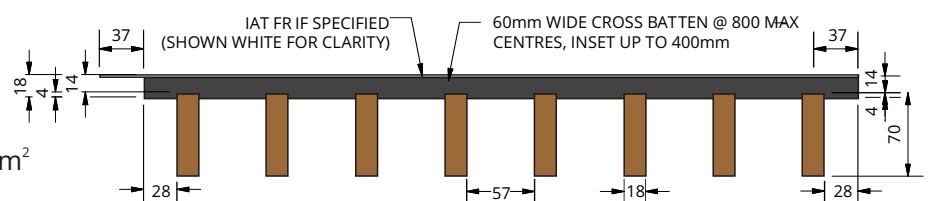
### Slat 2

Open area 20.8%  
Typical weight 13kg/m<sup>2</sup>



### Slat 5

Open area 56%  
Typical weight 15kg/m<sup>2</sup>





# EXPRESSFIT

Short Lead Times

*Everything made in one place!*



**SUPAWOOD**  
ARCHITECTURAL LINING SYSTEMS

Global technology and know-how.  
Local manufacturing and support.

SUPAWOOD are market-leading experts in lining and paneling systems. Contact us and find out how we can help bring your next project to exciting, vivid life.

**SUPAWOOD HEAD OFFICE**

Australasian Support & Manufacturing  
Aus: +61 1800 002 123  
NZ: +64 (0) 9887 3234  
[info@supawood.com.au](mailto:info@supawood.com.au)

[SUPAWOOD.COM.AU](http://SUPAWOOD.COM.AU)

As **adaptable** as your *imagination* ...