



Pictured: Aquafil FlexiFountain 1500BF + Sub-surface Dog Drinking Bowl, City of Ryde (NSW)

Compact and hard-wearing, the 1500mm-high Aquafil FlexiFountain drinking fountain and bottle refill station offers a convenient source of drinking water in public environments.

The unit features two anti-bacterial bottle refill nozzles and a wheelchair-accessible drinking fountain, with the added option of an inbuilt water filter. Customisable signage graphics on the exterior panels, combined with a robust, vandal-resistant design, make the Aquafil FlexiFountain an ideal solution for outdoor community and local council spaces.

**Product features**

- 1500mm height
- 2 x Anti-bacterial bottle refill points
- DDA-compliant wheelchair-accessible filling points
- Full-colour graphics for educational and promotional signage
- Anti-graffiti protection on graphics
- Two year warranty\*

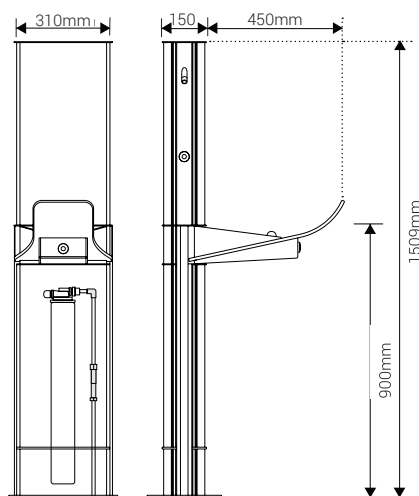
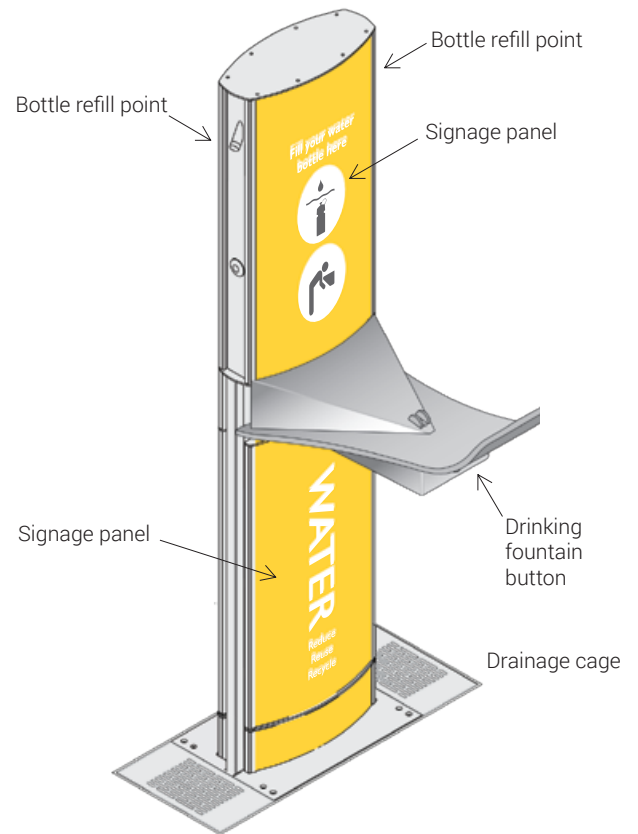
**Additional options**

- Optional inbuilt water filter
- Optional inbuilt water meter
- Optional dog drinking bowls (swinging or sub-surface)
- Optional sub-floor drainage
- Optional remote water chiller

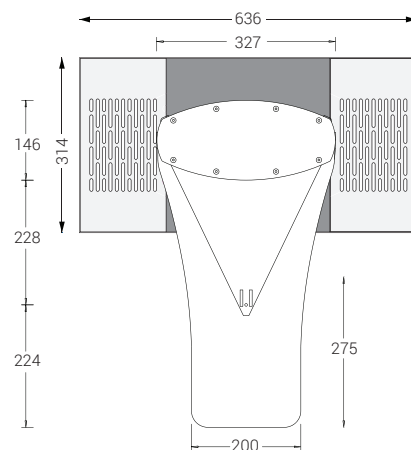
**Technical Details**

Housing frame	Stainless steel
Housing unit	Anodised aluminium
Graphic panels	Stainless steel
Filter unit	Sub-micron or 5 micron
Filter unit working pressure	10-125 psi (0.7-8.5 bar), non-shock
Water supply connection	1/2 inch supply line with 1/2 inch Male BSP connection
Drainage	50mm PVC

\*Please refer to the Aquafil® Product Warranty for full terms and conditions



Front & side view with filter detail



Drinking water station assembly plan view