

# MINERAL TILES

FOR A MODERN AESTHETIC ///  
STRUCTURAL EXTERIOR TILES

As with all Outdure products, the tile attributes include durability, and ease of maintenance. The Mineral range has a minimal style texture with all tiles having a consistent, even finish. Install onto Outdure's QwickBuild support system over membrane, ground, pavers or concrete.

**/// OUTDURE®**



# MINERAL TILES

## FOR A MODERN FINISH THAT LASTS

The full body vitrified porcelain tiles have pigment through the entire width to protect against discolouring, fading and scratches. Ideal for high traffic zones, the tiles are structurally engineered with excellent rigidity for high resistance to breaking load and stress. The Mineral tile range has an anti-slip P4 rating with a soft edge that feels great underfoot, plus and resistant to frosts, chemicals and staining. The rustic texture is forgiving for easy care and cleaning.

For a fast, efficient installation use Outdure's QwickBuild framing and support system. The complete proprietary system is made from lightweight, structural aluminium frames + all required accessories, including spacers, brackets, and deck jack pedestals.

Developed as a stable solution for low height tile, decking and turf installations over waterproof membranes, natural ground, concrete and existing tiles or pavers. QwickBuild allows the tiles to be repositioned and leveled easily. No adhesives, grouting or sealants required. Particularly effective for rooftop spaces and apartment balconies due to the low height capabilities.

QwickBuild vastly reduces the quantity of deck jack pedestals required, however the tiles can also be installed using this traditional method. Outdure stock a range of height- adjustable, self-levelling deck jacks enables tiles to be easily replaced and for the membrane to be easily accessed. The process is simple, the jacks sit on the waterproof membrane or concrete and the tiles sit on the heads. Acoustics pads to minimize noise transfer levels are available if required. If height is an issue, a combination of QwickBuild and pedestals is the best solution.

For both install options, Outdure recommend the addition of QwickGrates for tile deck ventilation and access to services and the substrate. Integrate with decking and turf to create the ultimate exterior space. Outdure can help determine the most efficient option for each project.





INTEGRATE WITH DECKING & TURF TO  
CREATE THE ULTIMATE EXTERIOR SPACE  
QWICKBUILD IS THE IDEAL SOLUTION TO  
FOR A LEVEL INDOOR/OUTDOOR FLOW



**SPECIFICATIONS**

**DIMENSIONS**

600x600x20mm

**VARIATION**

V3 Moderate – High

**COMPOSITION**

Full body vit.rified  
Porcelain rectified

**FINISH** Rough

**TYPE** Exterior

**ACCESSORIES**

All necessary  
components included

**QWICKGRATES**

138x23x2800mm

6063-T6

Structural Aluminium

Matt Black / Silver Finish

**ATTRIBUTES**

BENDING STRENGTH

FROST RESISTANCE

STAIN RESISTANCE

P4 NON-SLIP RATING

SINGLE THICKNESS

RECTIFIED

HIDDEN FASTENERS

NO GROUTING






OR SEALS REQUIRED

WITH QWICKBUILD

EASY CARE

---

*Please refer to actual tile samples  
for accurate colours and texture.  
Shown in repeat to show the subtle  
variation of the tile surface finish.*



## GETTING STARTED

Whether it is calculating quantities for an instant board order, through to technical installation advice on complex projects, we can help with all aspects of your project.

## THE DESIGN PROCESS

We will listen to your requirements and work to your budget to maximise your outdoor living space. Extra details such as seating areas, planter boxes and screening can be added.

## SCOPE AND PRICE

The design will be accompanied with a price estimate including all materials required, including accessories.

## DELIVERY

Simple board orders can be dispatched as quickly as the next working day. For QwickBuild projects, once the design, dimensions and materials are approved, we will be in contact to confirm delivery and liaise with your installer.

## INSTALLATION

Every Outdure project comes with pre-assembly information including comprehensive installation and care guides to ensure your product is installed correctly to meet warranty requirements.

## CREATING SMART EXTERIOR SPACES

## OUR PRODUCTS

### RESORTDECK

Premium capped composite  
With UltraShield technology

### CASADECK

Recycled composite  
For relaxed outdoor living

### MINERAL TILES

Structural porcelain tiles  
Modern and easy care

### STONE INSPIRE

Structural porcelain tiles  
Classic style and durability

### ULTRAPLUSH TURF

Durable synthetic turf  
Soft, strong and easy care

### QWICKBUILD

Structural support system  
For decking, tiles and turf

### DECKJACKS

Height-adjustable pods  
Pedestal solution for tiles

### QWICKCLIP RANGE

Patented hidden fasteners for  
deck/ tile /turf installations

### QWICKGRATES

Stylish solution for ventilation  
and membrane access

### QWICKSCREEN

Vertical/horizontal designs  
for privacy and shade

### QWICKMIX

Structural polymer  
concrete alternative

Please note: Outdure International Ltd prides itself on constant product development and improvement. From time to time, Outdure's products and services will change to reflect such development. Accordingly, photos, drawings, and product dimensions may not always be accurately represented in brochure material or on our website. In addition material, colours and textures on our brochures and website are representations only. Printing and computer screens only show an approximation. Where possible, customers should choose colours from actual samples available by request from [www.outdure.com](http://www.outdure.com) or at your local Outdure office or an authorised reseller. Colour tones, shades and surface textures may vary within a product range and or between manufacturing batches. Before purchasing any product you should check with your Outdure representative as to the current design, dimension and exact colour of any product. Outdure endeavor to supply materials as per the defined dimensions but acceptable tolerances of 1-2mm difference can occasionally happen. © 2018 Outdure International Ltd. All Rights Reserved.

AUS **1800 722 465**  
NZ **0800 77 88 77**  
UK **01254 825 594**  
HK **3018 4830**  
USA **1800 986 9204**



[outdure.com](http://outdure.com)  
[@outdureliving](https://www.instagram.com/outdureliving)

