



INSPIRING CURVES

by SUPAWOOD



Browse for Inspiration...

- Linings to sculpture your spaces
- Curves which make things flow
- Creative in-depth know-how
- Supportive expert guidance





Front cover from top:

The curved back wall of a lecture theatre is lined with SUPACOUSTIC CUSTOM slotted SUPACOLOUR White panels to address noise reverberation.

SUPACOUSTIC CUSTOM slotted panels in SUPAVENEER crown cut Hoop Pine form a giant curved wave over the ceiling of a university law faculty library.

SUPASLAT CUSTOM curved and twisted panels in SUPAVENEER Blackbutt NTV forms dramatic arching ceiling in shopping centre mall.

This page from top left:

Gently curving SUPACOUSTIC PLK Breeze patterned panels in SUPAFINISH Hoop Pine with custom borders enhance a hospital lounge area ceiling.

SUPACOUSTIC CUSTOM perforated custom curved panels in SUPAFINISH Euro Beech create curved feature over the altar in a church.

SUPACOUSTIC CUSTOM perforated panels in White SUPACOLOUR flow in a curve from wall to ceiling defining a reception area.

SUPACOUSTIC CUSTOM perforated panels in SUPAVENEER integrated with services form a dramatic arching ceiling in a museum lecture theatre.

This page from top right:

A row of tightly curved SUPALINE panels in SUPAVENEER create a ceiling feature above the stairs in a public library which is suggestive of paper being fed through the rollers of a printing press.

SUPAVENEER Hoop Pine SUPACOUSTIC CUSTOM slotted panels were curved onsite to line the interior of this multipurpose hall in a remote location.

SUPALINE panels in SUPAVENEER form a curved wall in the foyer of a school performing arts theatre.

INSPIRING CURVES


by SUPAWOOD

Supawood have extensive experience in creating curved linings.

From tight curves that are delivered to site preassembled and pre-finished, to curvable panels engineered to suit more gradual radii, Supawood have the know-how to ensure your project is a success.

Supawood not only supplies the linings, but also conducts in factory prototyping and testing to ensure the required radii will be successfully achieved. We will also instruct the installing contractor on how to frame and fix the panels, which is a key factor in achieving a smooth curve without 'kinking'.

Go ahead and browse through some of the projects we have already created. Contact us when you see an idea you'd like to create. We will work with you through the design and specification process right up to the construction stages ensuring the finished project is the fulfilment of your design intent.



This page from top right :

An AURORA wave effect ceiling illuminates the entry lounge to a cinema complex.

An arched CRYSTAL ceiling with integrated lighting mirrors the water of the pool below it in the aquatic centre of a hotel complex.

A sweeping curved wall of SUPALINE panels in SUPAFINISH with chrome studs emphasising their corners gives a quilted effect in the reception of a corporate building.

Above:

SUPACOUSTIC Custom panels in SUPAVENEER Spotted Gum NTV with a music score theme pattern have been individually twisted on the face to achieve a remarkable 3D wall while addressing the most demanding acoustic specifications.

SUPACOUSTIC & SUPALINE

Curved acoustic & decorative panels



This page from top left:

An undulating curved feature of SUPACOUSTIC CUSTOM perforated panels in SUPACOLOUR flows over a reception desk.

SUPACOUSTIC CUSTOM perforated panels in SUPAFINISH Fusion Maple create a dramatic sweeping curved wall in a school sports hall.

Curved SUPALINE custom vertically grooved panelling in white timber veneered soften the corners to create a smooth flowing effect in the corridors of a sporting facility.


This page from top right:

SUPALINE panels in external grade Hoop Pine Plywood and finished with clear Wet Seal have been used to line the curving eaves on the exterior of a school sports facility.

SUPACOUSTIC CUSTOM perforated panels in SUPAVENEER have been used to line the sweeping curved vaulted ceiling of a chapel.

SUPASLAT & DRIFTWOOD

Curved slatted lining features in concept veneer, natural & rustic timber panels.



This page from top left:

SUPASLAT CEDAR panels used under the extended eave feature on the outside of a city building.

DRIFTWOOD White used on the curved wall in the reception area of a corporate workplace fit-out.

SUPASLAT panels in Blackbutt natural timber veneer undulate and twist across the expansive ceiling of the food court in a shopping centre.

Above:

SUPASLAT in panels finished in SUPAVENEER "featured grade" Blackbutt natural timber veneer not only curve but also twist in order to follow a complex and uniquely curved ceiling in the "Market Hall" of a shopping centre. This ceiling forms a wave effect which twists and curves in two directions and is integrated with south facing windows, the effect being repeated down the length of the mall.

aurora & DAYLIGHT

Ideally suited to create illuminated backlit curved columns & bulkheads.



This page left from top:

AURORA column and ceiling form an eye catching draw card in a frozen yoghurt outlet.

A DAYLIGHT column and curved ceiling features used to illuminate and enhance a shopping mall.

This page right from top:

AURORA shapes above the seating in a bar creates an atmosphere which is every changing.

DAYLIGHT sail shapes soften and illuminate the ceiling in a shopping mall.

CRYSTAL The High Gloss Ceiling

Moulds into unparalleled flowing organic shapes in a flawless gloss finish.



This page left from top:

A CRYSTAL shaped black ceiling adds atmosphere to a retail outlet.

CRYSTAL black and white shapes are curved across the ceiling of a coffee shop.

This page right:

A CRYSTAL curving ceiling above a swimming pool and spa in a hotel creates a luxurious atmosphere.

CRYSTAL curving shapes across the ceiling of an aquatic centre adds fun to the kids' area.



INSPIRING CURVES

by SUPAWOOD

For more product information:

SUPAWOOD produces an extensive range of market-leading panel systems. We look forward to helping you on your next project.

Website: www.supawood.com.au

Phone: 1800 002 123

Fax: 02 6331 8885

Email: sales@supawood.com.au

Back cover:

SUPACOUSTIC Custom slotted acoustic panels in SUPAFINISH Fusion Maple curve from the floor on a feature wall then continue across the ceiling expanse of a multi-purpose school sports hall.