



cemintel™

CSR

CREATE AND CONSTRUCT

CSR CEMINTEL™

UNDERLAY SYSTEMS



FC:124



RESIDENTIAL INTERIOR WET AREA LINING & FLOORING SYSTEMS

NOVEMBER 2012

Cemintel™ Ceramic Tile Underlay is an autoclaved, cellulose fibre reinforced cement sheet. Ceramic Tile Underlay has a smooth sanded finish which provides a suitable base for laying ceramic tiles over a timber floor.

CONTENTS

UNDERLAY SYSTEMS

DESCRIPTION.	2
ADVANTAGES.	2
MATERIAL PROPERTIES.	2
COMPONENTS.	2
HANDLING AND STORAGE.	2
INSTALLATION.	3
HEALTH & SAFETY.	4
MANUFACTURED FOR LIFE	4
CONTACT DETAILS	4

DESCRIPTION

Cemintel™ Ceramic Tile Underlay is an autoclaved, cellulose fibre reinforced cement sheet.

Ceramic Tile Underlay has a smooth sanded finish which provides a suitable base for laying ceramic tiles over a timber floor.

ADVANTAGES

- Immune to permanent water damage, and will not rot.
- Fire resistant.
- Termite resistant.
- Simple and quick to install.
- Includes a nailing pattern printed on the face of the sheet to make installation even easier.

MATERIAL PROPERTIES

Cemintel™ Ceramic Tile Underlay conforms to the requirements of AS2908.2 'Cellulose-cement products - Part 2: Flat sheets'.

MASS.

Cemintel™ Ceramic Tile Underlay is nominally 6mm thickness and approximately 9.5kg/m².

FIRE RESISTANCE.

CSR Fibre Cement is deemed to be non-combustible and has the lowest possible 'Early Fire Hazard Indices' when tested in accordance with AS1530.3.

Ignitability	0
Spread of Flame	0

Heat Evolved	0
Smoke Developed	0
Smoke Growth Rate Index	0
Group Number	1

COMPONENTS

CEMINTEL™ CEMENT TILE UNDERLAY.

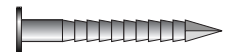
Cemintel™ Ceramic Tile Underlay has a smooth sanded surface and is manufactured in the following size.

Sheet Length mm.	6mm Thickness
	Width mm.
	900
1800	✓

FASTENERS.

Cemintel™ Fibre Cement Underlay Nails:

2.5mm x 25mm.



Alternatively, suitable power driven nails may be used. Refer to nail manufacturer's recommendations.

FLEXIBLE SEALANT

- Dow Corning Brick and Concrete Crack Sealant,
- Selleys Brick and Concrete Sealant,
- Approved equivalent for concrete use.

HANDLING AND STORAGE

All Cemintel™ Fibre Cement materials must be stacked flat, off the ground, and supported on a level platform. Care must be taken to avoid damage to edges, ends and surfaces. Material must be kept dry, preferably by being stored inside the building. Where it is necessary to store material outside, it must be protected from the weather.

Sheets must be dry when fixing, jointing and finishing.

CUTTING.

Cemintel™ Fibre Cement may be cut using any of the following methods. When cutting or grinding fibre cement sheets using power tools, always ensure the work area is well ventilated. An approved dust mask (AS1715 and AS1716) and safety glasses (AS1337) must be worn. CSR recommends that hearing protection be worn where appropriate.

- Power Saw with Dust Extraction System.
- Tungsten Tipped Score and Snap Knife.
- Hand Guillotine.
- Hand Saw.

INSTALLATION

PREPARATION

Prior to fixing underlay sheets into place the following steps should be taken:

- Ensure there is adequate ventilation under the timber floor to prevent distortion and excessive movement.
- Check timber floor for dampness and allow to dry before fixing underlay.
- Check existing floor boards to make sure there are no loose boards. Re-nail any that have come loose.
- Ensure existing floor boards are reasonably flat. Any that have worn, warped or cupped should be sanded or filled to minimise variations.
- Particleboard and Plywood flooring must be swept, and any polish or varnish removed to ensure adhesive bond.

FIXING SHEETS

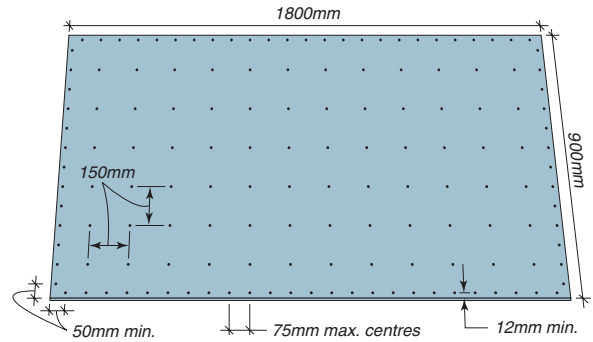
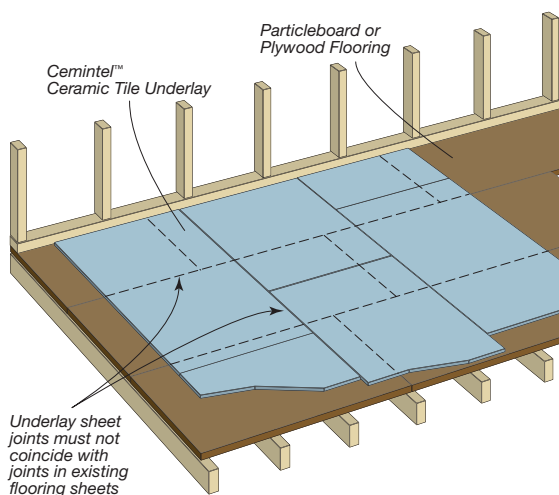
Plan sheet layout to minimise cutting and waste.

Sheets must be laid in a staggered pattern and at 90° to direction of existing floor sheets/boards. Sheets must be butted tightly together and joints must not coincide with joints in the existing floor boards or sheets. Underlay sheets should finish approximately 3mm from walls and other projections.

Position fasteners at maximum 150mm centres in the body of the sheet and maximum 75mm centres at sheet edges. Begin in centre of sheet, working out towards sheet edges.

Fastener heads must be driven flush with the sheet surface.

Note: If underlay is laid over particleboard or plywood flooring, in addition to nailing, the underlay must be adhered to the floor using CSR Gyprock® Acrylic Stud Adhesive at 150mm centres. Apply with a notched trowel.

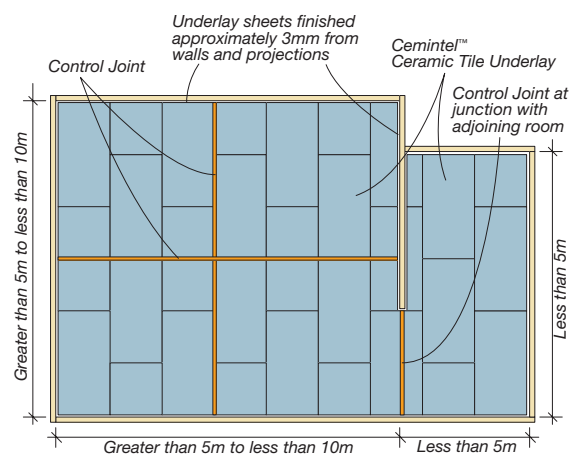
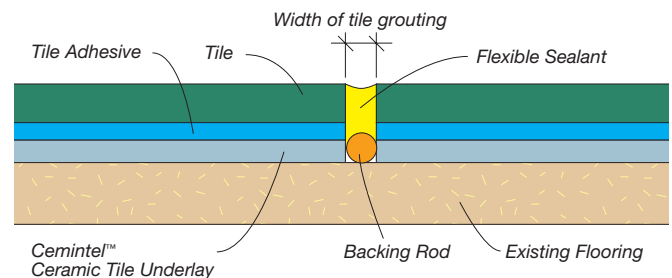


CONTROL JOINTS

Control joints are to be provided in floors to allow movement through both the underlay and the tiles. Control joints should be placed symmetrically around the room, and be approximately the same width as the tile grout. Tiles must not cover control joints.

Control joints are required in the following situations:

1. Where the floor exceeds 5m in either direction. Additional control joints will be required if floor exceeds 10m in either direction.
2. Where existing structural joints are provided.
3. Where floor is continued into an adjoining room.



TILE LAYING.

Prior to laying tiles, the underlay must be dry, and should be swept to remove dust that may affect the adhesive bond. Tiles should be installed in accordance with the tile manufacturer's instructions.

WWW.CEMINTEL.COM.AU

UNDERLAY SYSTEMS



FC:124

HEALTH & SAFETY

WARNING

Fibre Cement products contain crystalline silica. Repeated inhalation of fibre cement dust may cause lung scarring (silicosis) or cancer. Do not breathe the dust. When cutting sheets, use the methods recommended in this brochure to minimise dust generation. If power tools are used, wear an approved dust mask (respirator). These precautions are not necessary when stacking, unloading or handling fibre cement products.

For further information and for a Material Safety Data Sheet, phone 1800 807 668.

CEMINTEL – MANUFACTURED FOR LIFE

CSR Building Products Limited ("CSR") warrants its Cemintel™ Ceramic Tile Underlay ("Product") to remain free of defects in material and manufacture for the usual lifetime of the Product (up to 25 years).

In the event of any failure of the Product caused by the direct result of a defect in the material or manufacture of the Product, CSR will at its option replace or repair, supply an equivalent product, or pay for doing one of these.

This warranty does not apply where the Product has been used in any manner not in accordance with the manufacturer's instructions, nor the reuse of the Product after its initial installation. This includes installation and maintenance in accordance with this technical manual. CSR recommends that only those products, components and systems recommended by it be used and the project must be designed and constructed in strict compliance with all relevant provisions of the current Building Code of Australia, regulations and standards. All other products, including coating systems, applied to or used in conjunction with the Product must be applied or installed and maintained in accordance with the relevant manufacturer's instructions and good trade practice. CSR will need to be satisfied that any defect in its Product is attributable to material or manufacture defect (and not another cause) before this warranty applies.

Notification of a warranty claim must be made to CSR prior to any return or attempted repair of the Product. Failure to allow CSR to examine an alleged faulty Product in situ may result in the voiding of this warranty.

CSR will not be liable for any claims, defects or damages arising from or in any way attributable to poor design or detailing, poor workmanship, movement of materials to which the Product is attached and/or, incorrect design of the structure settlement or structural movement, high levels of pollution, acts of God including, but not limited to, floods, cyclones, earthquakes or other severe weather or unusual climatic conditions, performance of paint/coatings applied to the Product or normal wear and tear.

Other than as expressly set out in this warranty, and the guarantees that can not be excluded under The Australian Consumer Law (Schedule 2 of the Competition and Consumer Act 2010 (Cth)) (and any other law), CSR excludes all other warranties and guarantees with regard to the Product including all guarantees and warranties that may apply at law.

To the extent that it is able to do so, CSR excludes all liability for loss and damage (including consequential loss) in connection with the Product. This exclusion does not apply where the Product is sold to a consumer and is a good of a kind ordinarily acquired for personal, domestic or household use or consumption.

The following statement is provided where the Product is supplied to a buyer who is a "consumer" under the Australian Consumer Law: Our goods come with guarantees that cannot be excluded under the Australian Consumer Law. You are entitled to a replacement or refund for a major failure and for compensation for any other reasonably foreseeable loss or damage. You are also entitled to have the goods repaired or replaced if the goods fail to be of acceptable quality and the failure does not amount to a major failure. The benefits of this warranty are in addition to other rights or remedies of the consumer under law in relation to the goods or services to which the warranty relates.

Notification of a warranty claim must be made to CSR prior to any return of the Product.

To make a claim under this warranty, you must contact CSR on **1300 CEMINTEL**, or write to one of our state offices, **www.cemintel.com.au/contact-us**. All expense of claiming the warranty will be borne by the person making the claim. CSR may require documentation supporting the claim to be provided.

Cemintel™, CeminSeal™ and CSR™ are trademarks of CSR Limited.

CONTACT DETAILS

NOVEMBER 2012

CSR Cemintel™ Sales Support

Tel: 13 17 44
Fax: 1800 646 364

CSR designLINK® Technical Support Service

Tel: 1800 621 117

New South Wales and ACT

376 Victoria Street,
Wetherill Park NSW 2164

Queensland

768 Boundary Road,
Coopers Plains QLD 4108

Victoria

277 Whitehall Street,
Yarraville VIC 3013

South Australia

Lot 100 Sharp Court,
Mawson Lakes SA 5095

Western Australia

19 Sheffield Road,
Welshpool WA 6106

Tasmania

PO Box 61,
Glenorchy TAS 7010

Northern Territory

Cnr Stuart Hwy & Angliss St,
Berrimah NT 0828