

Europa IP65

Linear Flatbay

HIGH BAY & CANOPY LIGHTS



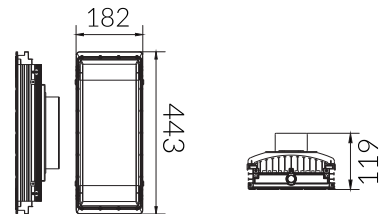
Product Information

Lumen Output	5400lm	10,700lm	16,000lm	21,500lm
Module Power	50W	100W	150W	200W
Module Efficacy	108lm/W	107lm/W	107lm/W	107lm/W
LED Chip Manufacturer	Philips			
Driver Input Voltage	240V AC			
Driver Manufacturer	Meanwell			
Sensor & Dimming Options	1-10V / motion & daylight sensors			
Mounting Options	Suspended / Surface Mounted			
Fitting Colour	White			
Tilting Angle Range	N/A			
IP Rating	65			

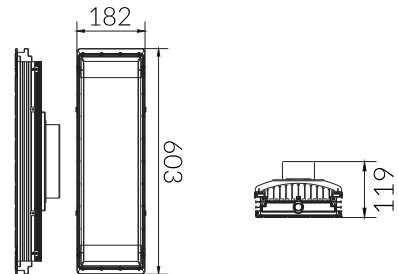
Photometric Information

CRI	>70Ra
Colour Temperature (CCT)	3000K / 4000K / 5000K
Beam Angle Options	15°x110° / 30°x110° / 40°x110°

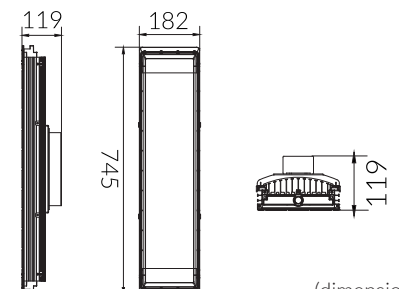
50W



100W / 150W



200W



(dimensions in mm)

